



Better Design • Better Information • Better Decisions • Better Outcomes



Better Design with true ray-tracing can:

- Measure through almost any eye, even highly aberrated eyes, through dense cataract and central vision irregularities.
- Provide highly accurate aberrometry, corneal topography, wavefront Ks, refractions, pupillometry, opacity analysis and optical alignment.
- Allow fast exam times, a small footprint, multiple devices in one.

This unique design gives you **Better Information**:

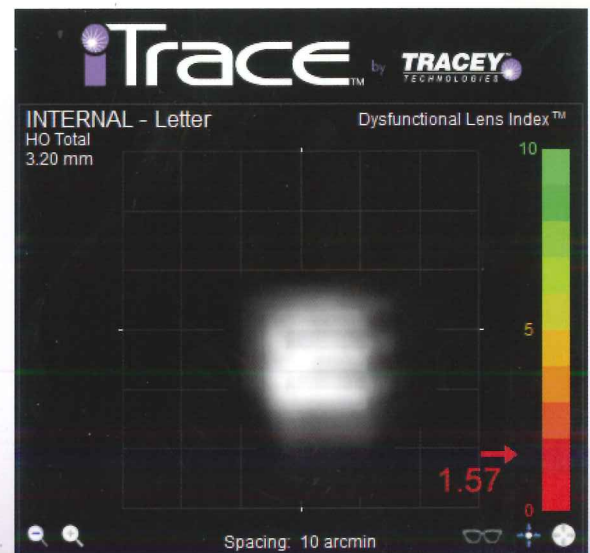
- The iTrace **Dysfunctional Lens Index™** provides an objective indication of dysfunctional lens syndrome.
- Optical alignment and corneal optical quality to help you determine premium lens candidates.
- Toric Planning software to increase your pre-op precision in toric calculation and lens placement.
- Post-operative verification of premium lens performance and efficient management of complications.

With this information, you can make **Better Decisions**:

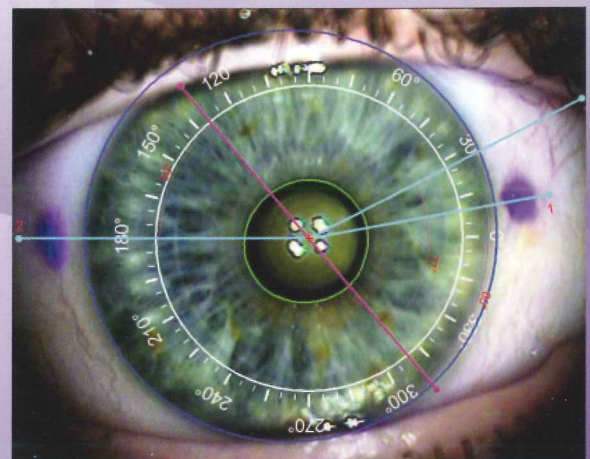
- Help your patient decide on a dysfunctional lens replacement or a corneal treatment by educating them with the **DLI™ Patient Display**.
- Increase your confidence in multi-focal and toric IOLs with the **Optical Alignment Confidence Metric**.
- With cornea and internal aberration separation, know if the corneal aberrations might hinder premium lens performance.
- Plan your toric procedures with improved precision and quickly evaluate post-op toric results.

Your decisions will result in **Better Outcomes**:

- Predictable outcomes in which you manage patient expectations.



Use the DLI to objectively analyze emerging cataracts, and to make determinations and counsel patients about DLR options at the earliest appropriate time, based on objective lens performance.

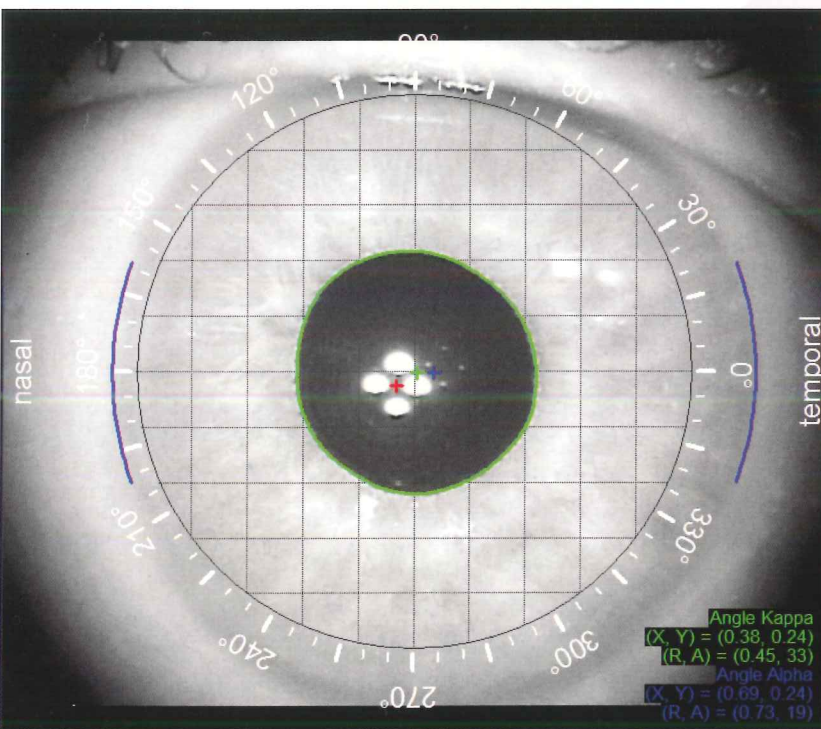
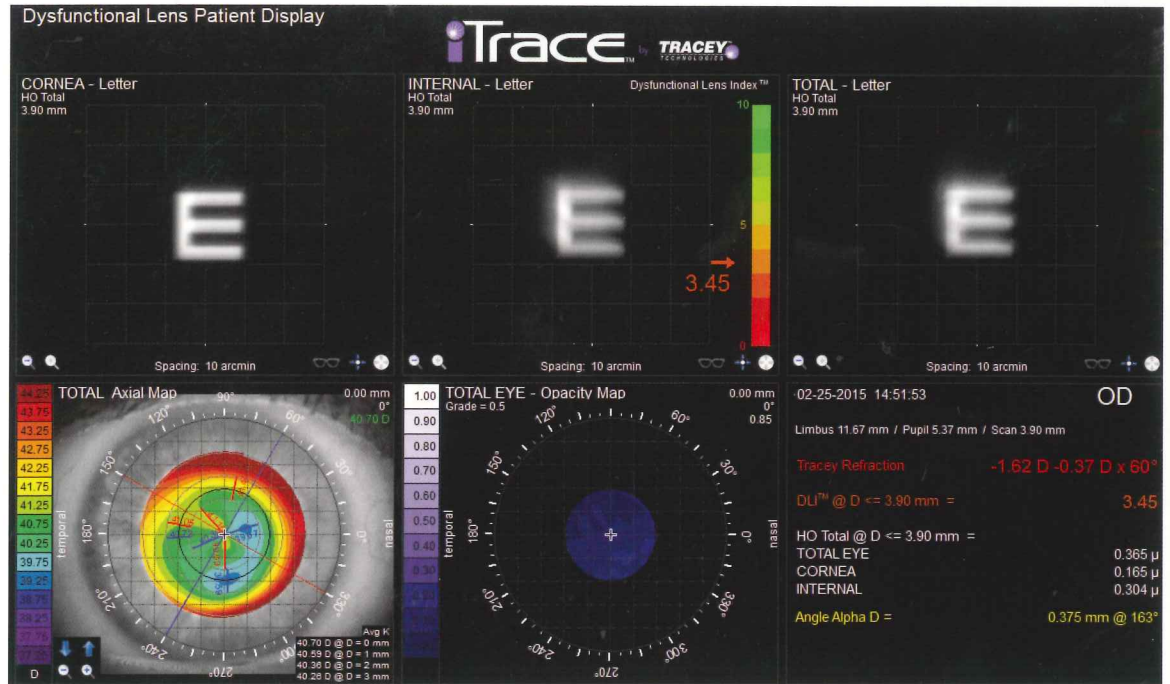


The iTrace Toric Planner helps cataract surgeons to accurately calculate the toric power and precisely place toric IOLs. It also has tools for post-operative toric enhancement planning.

Dysfunctional Lens Display: Better Information for Better Decisions.

Dysfunctional Lens

Index - an objective measure of the earliest, most appropriate time to consider a dysfunctional lens replacement for the aging, dysfunctional lens. Educate your patients to help them understand that their LASIK has not "worn off" but that dysfunctional lens syndrome is causing their decreased quality of vision.



Angle K/A Screen: Better Decisions for Better Outcomes.

Optical alignment is a critical variable when determining if a multifocal lens or toric IOL will properly align with the patient's visual axis. The limbal center is the approximate pre-op center of the capsular bag and the implant will tend to center here. Therefore, if the patient has a large Angle Alpha, rule out a multifocal or toric.

Angle Kappa = visual axis to center of pupil
Angle Alpha = visual axis to center of limbus

The iTrace helps you to make better decisions and achieve better outcomes! Call or visit us online today!

TRACEY™
TECHNOLOGIES

16720 Hedgecroft Drive, Suite 208, Houston, Texas 77060-3619

Toll free: 877.872.2393

Phone: 281.445.1666

Fax: 281.445.3050

Email: sales@traceytechnologies.com

Web: www.traceytechnologies.com